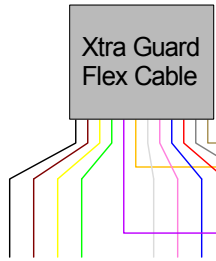


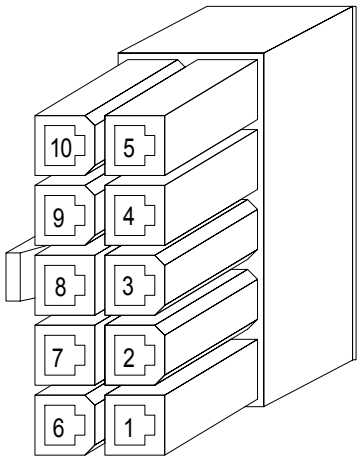
To Servo Motor
See Servo Motor Cabling



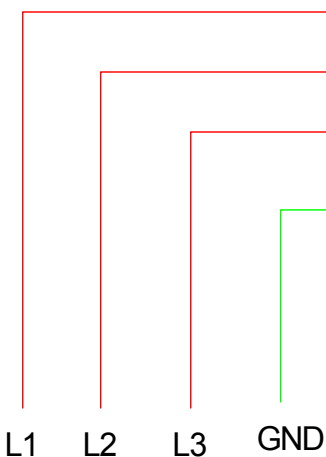
Plus - Tan
Minus - Orange To Zero Speed Controller (Z axis - Quick Change Spindles Only)

Plus - Gray
Minus - Tan To Limit input on Cpu/Mother Board (Y and Z axis only)

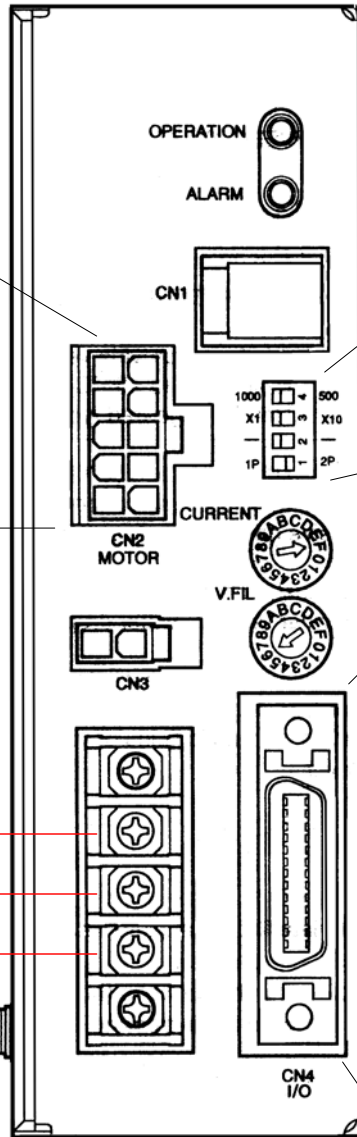
- Pin 1 - Black
 - Pin 2 - Brown
 - Pin 3 - Yellow
 - Pin 4 - Green
 - Pin 5 - N/C
 - Pin 6 - White
 - Pin 7 - Pink
 - Pin 8 - Blue
 - Pin 9 - Red
 - Pin 10 - N/C
- Molex Pin Numbers



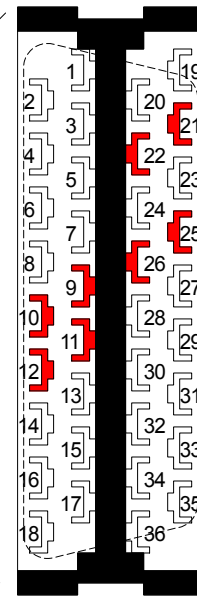
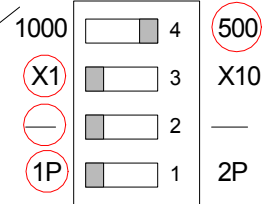
Molex 39-01-2100
Receptacle - Female Pins



To E-Stop Control Relay
200-230 VAC 3 phase

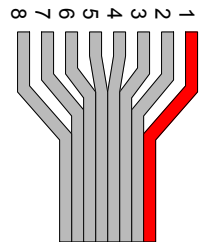


Dip Switch Settings



Molex Connector
Supplied with Amp

Molex Pin #	Flat Cable Wire #
9, 11, 21	1, 2
10	3
12	4
22	5
25	6
26	7, 8



To Axis Drivers on
CPU/Mother Board